

FDM Printers and Materials

Advancements in additive manufacturing

[FDM® \(fused deposition modeling\) 3D Printers](#) offer unparalleled versatility to turn your CAD files into durable parts. These parts are tough enough to be used as advanced conceptual models, functional prototypes, manufacturing tools and production parts. Engineers can produce a wide variety of products just by loading different files and materials. No traditional machining process can do that.

Strong, reliable and durable materials

[FDM technology](#) works with engineering-grade thermoplastics to build strong, long-lasting and dimensionally stable parts with the best accuracy and repeatability of any 3D printing technology. FDM machines make parts with the most commonly used thermoplastics, such as ABS, polycarbonate, a variety of blends, as well as engineered thermoplastics for aerospace, medical, automotive, electronic and other specialty applications. When using 3D printing for validation prototypes and the production of finished goods, using a thermoplastic is all the more important, and it may be the only choice for many applications.

Meet the demands of production

FDM systems are as versatile and durable as the parts they produce. The most advanced FDM 3D Printers boast the largest build envelopes and material capacities in their class, delivering longer, uninterrupted build times, bigger parts and higher production run quantities than other additive manufacturing systems. Plus, they're true production workhorses, delivering the high throughput, duty cycles and utilization rates that make digital manufacturing not only possible, but practical.

Opening the way for new possibilities

FDM 3D Printers can streamline processes from design through manufacturing, reducing costs and eliminating traditional barriers along the way. With FDM, a designer can create an idea, and test it the same day. Industries can cut lead times and costs, products turn out better, and get to market faster. Breakthrough designs, process innovations, just-in-time manufacturing — whatever you can imagine, FDM can make it happen.

Material	Highlights
Antero™ 800NA (polyetherketoneketone)	<ul style="list-style-type: none"> • High heat and chemical resistance • Low outgassing and high dimensional stability • Excellent strength, toughness and wear-resistant properties
ULTEM™ 1010 resin (polyetherimide)	<ul style="list-style-type: none"> • Food safety and bio-compatibility certification • Highest heat resistance, chemical resistance and tensile strength • Outstanding strength and thermal stability
ULTEM 9085 resin (polyetherimide)	<ul style="list-style-type: none"> • FST (flame, smoke, toxicity)-certified thermoplastic • High heat and chemical resistance; highest flexural strength • Ideal for commercial transportation applications such as airplanes, buses, trains and boats
PPSF (polyphenylsulfone)	<ul style="list-style-type: none"> • Mechanically superior material, greatest strength • Ideal for applications in caustic and high heat environments
ST-130™ (Sacrificial Tooling)	<ul style="list-style-type: none"> • Designed specifically for hollow composite parts • Fast, hands-free dissolution time • High heat and autoclave pressure resistance
FDM Nylon 6™ (polyamide 6)	<ul style="list-style-type: none"> • Combines strength and toughness superior to other thermoplastics • Produces durable parts with a clean finish and high break resistance
FDM Nylon 12™ (polyamide 12)	<ul style="list-style-type: none"> • The toughest nylon in additive manufacturing • Excellent for repetitive snap fits, press fit inserts and fatigue-resistance applications • Simple, clean process – free of powders
FDM Nylon 12CF™ (polyamide 12CF)	<ul style="list-style-type: none"> • Carbon-filled thermoplastic with excellent structural characteristics • Highest flexural strength • Highest stiffness-to-weight ratio
PC (polycarbonate)	<ul style="list-style-type: none"> • Most widely used industrial thermoplastic with superior mechanical properties and heat resistance • Accurate, durable and stable for strong parts, patterns for metal bending and composite work • Great for demanding prototyping needs, tooling and fixtures
PC-ISO™ (polycarbonate - ISO 10993 USP Class VI biocompatible)	<ul style="list-style-type: none"> • Biocompatible (ISO 10993 USP Class VI)¹ material • Sterilizable using gamma radiation or ethylene oxide (ETO) sterilization methods • Best fit for applications requiring higher strength and sterilization
PC-ABS (polycarbonate - acrylonitrile butadiene styrene)	<ul style="list-style-type: none"> • Superior mechanical properties and heat resistance of PC • Excellent feature definition and surface appeal of ABS • Hands-free support removal with soluble support
ASA (acrylonitrile styrene acrylate)	<ul style="list-style-type: none"> • Build UV-stable parts with the best aesthetics of any FDM material • Ideal for production parts for outdoor infrastructure and commercial use, outdoor functional prototyping and automotive parts and accessory prototypes
ABS-ESD7™ (acrylonitrile butadiene styrene - static dissipative)	<ul style="list-style-type: none"> • Static-dissipative with target surface resistance of 10⁷ ohms (typical range 10⁹ – 10⁶ ohms)² • Makes great assembly tools for electronic and static-sensitive products • Widely used for functional prototypes of cases, enclosures and packaging
ABS-M30i™ (acrylonitrile butadiene styrene - ISO 10993 USP Class VI biocompatible)	<ul style="list-style-type: none"> • Biocompatible (ISO 10993 USP Class VI)¹ material • Sterilizable using gamma radiation or ethylene oxide (ETO) sterilization methods • Best fit for applications requiring good strength and sterilization
ABSi™ (acrylonitrile butadiene styrene - translucent)	<ul style="list-style-type: none"> • Translucent material available in natural, red and amber colors • Good blend of mechanical and aesthetic properties • Ideal for automotive design and monitoring fluid movement such as in medical-device prototyping
ABS-M30™, ABSplus™ (acrylonitrile butadiene styrene)	<ul style="list-style-type: none"> • Versatile material: good for form, fit and functional applications • Familiar production material for accurate prototyping
PLA (Polylactic acid)	<ul style="list-style-type: none"> • Fast printing • Good tensile strength • Economical and user-friendly • Ideal for concept models
FDM TPU 92A (thermoplastic polyurethane)	<ul style="list-style-type: none"> • Elastomer material with Shore A value of 92 • Flexible, resilient material • Compatible with soluble support • Accelerates elastomer prototyping without the need for molds

¹ It is the responsibility of the finished device manufacturer to determine the suitability of all the component parts and materials used in their finished products.

² Actual surface resistance may range from 109 to 106 ohms, depending upon geometry, build style and finishing techniques.

FDM Printers and Materials

	Uprint SE Plus™	Stratasys F170™	Stratasys F270™
Build Envelope	203 x 203 x 152 mm (8 x 8 x 6 in)	254 x 254 x 254 mm (10 x 10 x 10 in)	305 x 254 x 305 mm (12 x 10 x 12 in)
System Size/Weight	One material bay: 635 x 660 x 787 mm (25 x 26 x 31 in) 76 kg (168 lbs)	1626 x 864 x 711 mm (64 x 34 x 28 in)	1626 x 864 x 711 mm (64 x 34 x 28 in)
	Two material bays: 635 (w) x 660 (d) x 940 (h) mm (25 x 26 x 37 in) 94 kg (206 lbs)	227 kg (500 lbs) with consumables	227 kg (500 lbs) with consumables
Material Options	ABS <i>plus</i>	ABS-M30, ASA, PLA, FDM TPU 92A	ABS-M30, ASA, PLA, FDM TPU 92A
Throughput Comparison	1.1 x	1.5 x (standard mode) 3 x (fast-draft mode)	1.5 x (standard mode) 3 x (fast-draft mode)
Part Accuracy ¹		Parts are produced within an accuracy of: +/- .200 mm (.008 in), or +/- .002 mm/mm (.002 in/ in), whichever is greater.	Parts are produced within an accuracy of: +/- .200 mm (.008 in), or +/- .002 mm/mm (.002 in/ in), whichever is greater.
Software	<p>CatalystEX™: Catalyst EX software prepares 3D digital part files (output as an STL) to be manufactured on a uPrint® system by automatically slicing, generating support structures and material extrusion paths in one push of a button. After the part has been processed, it can be combined with other parts and queued on the printer to maximize throughput and utilization.</p> <p>GrabCAD Print™: GrabCAD Print simplifies the traditional 3D print preparation workflow and provides intelligence around printer usage so your team can get quality prints, faster. Print directly from CAD, organize print queues, monitor material levels and work with detailed views of your model. The tray and slice preview feature supports adjustments before going to print.</p>		

¹ Accuracy is geometry-dependent. Achievable accuracy specification derived from statistical data at 95% dimensional yield. Z part accuracy includes an additional tolerance of -0.000/+slice height.

FDM Printers and Materials

	Stratasys F370™	Fortus 380MC™3	Fortus 450MC™	Stratasys F900™
Build Envelope	355 x 254 x 355 mm (14 x 10 x 14 in)	355 x 305 x 305 mm (14 x 12 x 12 in)	406 x 355 x 406 mm (16 x 14 x 16 in)	914 x 610 x 914 mm (36 x 24 x 36 in)
System Size/Weight	1,626 x 864 x 711 mm (64 x 34 x 28 in)	1,270 x 901.7 x 1,984 mm (50 x 35.5 x 76.5 in)	1,270 x 901.7 x 1,984 mm (50 x 35.5 x 76.5 in)	2,772 x 1,683 x 2,027 mm (109.1 x 66.3 x 79.8 in)
	227 kg (500 lbs) with consumables	601 kg 1,325 lbs)	601 kg (1,325 lbs)	2,869 kg (6,325 lbs)
Material Options	ABS-M30, ASA, PC-ABS, PLA, FDM TPU 92A	ABS-M30, ABS-M30i, ABS-ESD7, ASA, PC-ISO, PC, PC-ABS, FDM Nylon 12 Fortus 380 Carbon Fiber Edition : ASA and FDM Nylon 12CF	ABS-M30, ABS-M30i, ABS-ESD7, Antero 800NA, ASA, PC-ISO, PC, PC-ABS, FDM Nylon 12, FDM Nylon 12CF, ST-130, ULTEM 9085 resin, ULTEM 1010 resin	ABS-M30, ABS-M30i, ABS-ESD7, Antero 800NA, ASA, PC-ISO, PC, PC-ABS, PPSF, FDM Nylon 12, FDM Nylon 12CF, FDM Nylon 6, ST-130, ULTEM 9085 resin, ULTEM 1010 resin
Throughput Comparison	1.5 x (standard mode) 3 x (fast-draft mode)	2.0 x	2.0 x	2.1 x
Part Accuracy ¹	Parts are produced within an accuracy of: +/- .200 mm (.008 in), or +/- .002 mm/mm (.002 in/in), whichever is greater.	Parts are produced within an accuracy of ± .127 mm (± .005 in.) or ± .0015 mm/mm (± .0015 in/in), whichever is greater.	Parts are produced within an accuracy of ± .127 mm (± .005 in.) or ± .0015 mm/mm (± .0015 in/in), whichever is greater.	Parts are produced within an accuracy of: ± .09 mm (.0035 in) or ± .0015 mm/mm (.0015 in/in), whichever is greater. ²
Software	<p>Insight™: Insight software prepares 3D digital part files (output as an STL) to be manufactured on an FDM 3D Printer by automatically slicing and generating support structures and material extrusion paths in one push of a button. If necessary, users can override Insight's defaults to manually edit parameters that control the look, strength and precision of parts as well as the time, throughput, expense and efficiency of the FDM process.</p> <p>Control Center™: Control Center is the software that communicates between the user workstation(s) and the FDM system(s), managing jobs and monitoring the production status of FDM systems. This software application provides the control to maximize efficiency, throughput and utilization while minimizing response time. Control Center is included with Insight software.</p> <p>GrabCAD Print: GrabCAD Print simplifies the traditional 3D print preparation workflow and provides intelligence around printer usage so your team can get quality prints, faster. Print directly from CAD, organize print queues, monitor material levels and work with detailed views of your model. The tray and slice preview feature supports adjustments before going to print.</p>			

¹ Accuracy is geometry-dependent. Achievable accuracy specification derived from statistical data at 95% dimensional yield. Z part accuracy includes an additional tolerance of -0.000/+slice height.

² See Fortus 900mc accuracy study white paper for more information.

³ Fortus 380 Carbon Fiber Edition runs only ASA and FDM Nylon 12 Carbon Fiber, but is identical to the Fortus 380mc otherwise.

FDM Printers and Materials

FDM 3D Printers use a variety of engineering-grade thermoplastics to manufacture functional parts direct from digital data. FDM thermoplastics are environmentally stable, so overall shape and part accuracy don't change with ambient conditions over time, unlike the powders in competitive processes. Materials are easy to change on FDM 3D Printers, with no mess or complicated processes. When combined with FDM 3D Printers, FDM thermoplastics give you high-quality thermoplastic parts that are ideal for concept modeling, functional prototyping, manufacturing tools or production parts.

	Antero 800NA	ULTEM 1010 resin	ULTEM 9085 resin	PPSF	ST-130
System Availability	Fortus 450mc Stratasys F900	Fortus 400mc Fortus 450mc Stratasys F900	Fortus 400mc Fortus 450mc Stratasys F900	Fortus 400mc Stratasys F900	Fortus 450mc Stratasys F900
Layer Thickness	0.010 inch (0.254 mm)	0.020 inch (0.508 mm) ¹¹ 0.013 inch (0.330 mm) 0.010 inch (0.254 mm)	0.013 inch (0.330 mm) ¹⁰ 0.010 inch (0.254 mm)	0.013 inch (0.330 mm) ³ 0.010 inch (0.254 mm)	0.013 inch (0.330 mm)
Support Structure	Breakaway	Breakaway	Breakaway	Breakaway	Breakaway
Available Colors	■ Natural	■ Natural	■ Tan ■ Black	■ Tan	■ Natural
Tensile Strength (Ultimate) ²	XZ: 13,504 psi (±57 psi) ZX: 6,650 psi (±765 psi)	XZ: 11,735 psi (81 MPa) ZX: 5400 psi (37 MPa)	XZ: 9,950 psi (69 MPa) ZX: 6,100 psi (42 MPa)	XZ: 8,000 psi (55 MPa)	N/A
Tensile Elongation ²	XZ: 6.40 ± 1.05% ZX: 1.22 ± 0.28%	XZ: 3.3% ZX: 1.3%	XZ: 5.8% ZX: 2.2%	XZ: 3.0%	N/A
Flexural Stress	XZ: 20,548 ± 477 psi (142 ± 3 MPa) ZX: 9,349 ± 1,514 psi (64 ± 10 MPa)	XZ: 20,835 psi (144 MPa) ZX: 11,184 psi (77 MPa)	XZ: 16,200 psi (112 MPa) ZX: 9,900 psi (68 MPa)	XZ: 15,900 psi (110 MPa)	N/A
IZOD Impact, notched	XZ: 0.69 ± 0.12 ft-lb/in (37 ± 6 J/m) ZX: 0.51 ± 0.09 ft-lb/in (27 ± 5 J/m)	XZ: 0.8 ft-lb/in (41 J/m) ZX: 0.4 ft-lb/in (24 J/m)	XZ: 2.0 ft-lb/in (120 J/m) ZX: 0.9 ft-lb/in (48 J/m)	XZ: 1.1 ft-lb/in (59 J/m)	N/A
Heat Deflection at 264 psi	147 °C (297 °F)	213 °C (415 °F)	153 °C (307 °F)	189 °C (372 °F)	108 °C (226 °F)
Unique Properties	High strength, and heat and chemical resistance, low outgassing	Food-safety and bio-compatibility certification	Flame, smoke, toxicity (FST) certified, ULTEM 9085 Aerospace grade available	Highest heat and chemical resistance	Sacrificial tooling

¹ 0.005 inch (0.127 mm) layer thickness not available for Stratasys F900.

² See individual material spec sheets for testing details.

³ 0.013 inch (0.330 mm) layer thickness for PPSF not available on Stratasys F900.

⁴ It is the responsibility of the finished device manufacturer to determine the suitability of all the component parts and materials used in their finished products.

⁵ PC can attain 0.005 inch (0.127mm) layer thickness when used with SR-100 soluble support.

⁶ Annealed.

⁷ Actual surface resistance may range from 109 to 106 ohms, depending upon geometry, build style and finishing techniques.

⁸ Available only on the Stratasys F123 Series.

⁹ Available only on the Stratasys F370.

¹⁰ Available on Fortus 400mc and Stratasys F900.

¹¹ Available on the Stratasys F900 only.

* Available on Fortus Classic only.

** Mechanical properties are measured on the Fortus systems and may vary with other printers.

	FDM Nylon 6	FDM Nylon 12	FDM Nylon 12CF	PC	PC-ISO
	Stratasys F900	Fortus 360mc	Fortus 450mc	Fortus 360mc	Fortus 380mc
System Availability		Fortus 380mc	Stratasys F900	Fortus 380mc	Fortus 400mc
		Fortus 400mc		Fortus 400mc	Fortus 450mc
		Fortus 450mc		Fortus 450mc	Stratasys F900
		Stratasys F900		Stratasys F900	
Layer Thickness	0.013 inch (0.330 mm)	0.013 inch (0.330 mm)	.010 inch (0.254 mm)	0.013 inch (0.330 mm)	0.013 inch (0.330 mm)
	0.010 inch (0.254 mm)	0.010 inch (0.254 mm)		0.010 inch (0.254 mm)	0.010 inch (0.254 mm)
		0.007 inch (0.178 mm)		0.007 inch (0.178 mm)	0.007 inch (0.178 mm)
				0.005 inch (0.127 mm) ^{1,5}	
Support Structure	Soluble	Soluble	Soluble	Breakaway, Soluble	Soluble
Available Colors	■ Black	■ Black	■ Black	□ White	□ White ■ Translucent Natural
Tensile Strength (Ultimate) ²	XZ: 9,800 psi (67.6 MPa)	XZ: 6,650 psi (46 MPa)	XZ: 10,960 psi (75.6 MPa)	XZ: 8,300 psi (57 MPa)	XZ: 8,300 psi (57 MPa)
	ZX: 5,300 psi (36.5 MPa)	ZX: 5,600 psi (38.5 MPa)	ZX: 4,990 psi (34.4 MPa)	ZX: 6,100 psi (42 MPa)	
Tensile Elongation ²	XZ: 38%	XZ: 30%	XZ: 1.9%	XZ: 4.8%	XZ: 4%
	ZX: 3.2%	ZX: 5%	ZX: 1.2%	ZX: 2.5%	
Flexural Stress	XZ: 14,100 psi (97.2 MPa)	XZ: 9,700 psi (67 MPa)	XZ: 20,660 psi (142 MPa)	XZ: 13,000 psi (89 MPa)	XZ: 13,100 psi (90 MPa)
	ZX: 11,900 psi (82 MPa)	ZX: 8,800 psi (61 MPa)	ZX: 8,430 psi (58.1 MPa)	ZX: 9,900 psi (68 MPa)	
IZOD Impact, notched	XZ: 2.0 ft-lb/in (106 J/m)	XZ: 2.5 ft-lb/in (135 J/m)	XZ: 1.6 ft-lb/in (85 J/m)	XZ: 1.4 ft-lb/in (73 J/m)	XZ: 1.6 ft-lb/in (86 J/m)
	ZX: 0.8 ft-lb/in (43 J/m)	ZX: 1 ft-lb/in (53 J/m)	ZX: 0.4 ft-lb/in (21.4 J/m)	ZX: 0.5 ft-lb/in (28 J/m)	
Heat Deflection at 264 psi	93 °C (199 °F)	82 °C ⁶ (180 °F) ⁶	143 °C (289 °F)	127 °C (261 °F)	127 °C (260 °F)
Unique Properties	Very high strength and toughness combined	Fatigue-resistant, high elongation at break	Highest flexural strength of any FDM material	Strong (tension)	ISO 10993 USP Class VI ⁴

¹ 0.005 inch (0.127 mm) layer thickness not available for Stratasys F900.

² See individual material spec sheets for testing details.

³ 0.013 inch (0.330 mm) layer thickness for PPSF not available on Stratasys F900.

⁴ It is the responsibility of the finished device manufacturer to determine the suitability of all the component parts and materials used in their finished products.

⁵ PC can attain 0.005 inch (0.127mm) layer thickness when used with SR-100 soluble support.

⁶ Annealed.

⁷ Actual surface resistance may range from 109 to 106 ohms, depending upon geometry, build style and finishing techniques.

⁸ Available only on the Stratasys F123 Series.

⁹ Available only on the Stratasys F370.

¹⁰ Available on Fortus 400mc and Stratasys F900.

¹¹ Available on the Stratasys F900 only.

* Available on Fortus Classic only.

** Mechanical properties are measured on the Fortus systems and may vary with other printers.

	PC-ABS	ASA	ABS-ESD7	ABS-M30i	ABSi
System Availability	Fortus 360mc	Fortus 360mc	Fortus 380mc	Fortus 380mc	Fortus 400mc
	Fortus 380mc	Fortus 380mc	Fortus 400mc	Fortus 400mc	
	Fortus 400mc	Fortus 400mc	Fortus 450mc	Fortus 450mc	
	Fortus 450mc	Fortus 450mc	Stratasys F900	Stratasys F900	
	Stratasys F370	Stratasys F170			
	Stratasys F900	Stratasys F270	Stratasys F370	Stratasys F900	
Layer Thickness	0.013 inch (0.330 mm)	0.020 inch (0.508 mm)	0.010 inch (0.254 mm)	0.013 inch (0.330 mm)	0.013 inch (0.330 mm)
	0.010 inch (0.254 mm)	0.013 inch (0.330 mm)	0.007 inch (0.178 mm)	0.010 inch (0.254 mm)	0.010 inch (0.254 mm)
	0.007 inch (0.178 mm)	0.010 inch (0.254 mm)		0.007 inch (0.178 mm)	0.007 inch (0.178 mm)
	0.005 inch (0.127 mm) ¹	0.007 inch (0.178 mm)		0.005 inch (0.127 mm) ¹	0.005 inch (0.127 mm) ¹
		0.005 inch (0.127 mm) ¹¹			
Support Structure	Soluble	Soluble	Soluble	Soluble	Soluble
Available Colors	<div style="display: flex; justify-content: space-between;"> ■ Black ■ Ivory </div> <div style="display: flex; justify-content: space-between;"> □ White² ■ Black </div>	<div style="display: flex; justify-content: space-between;"> ■ Red ■ Dark Gray </div> <div style="display: flex; justify-content: space-between;"> ■ Orange ■ Light Gray </div> <div style="display: flex; justify-content: space-between;"> ■ Yellow ■ Green </div> <div style="display: flex; justify-content: space-between;"> ■ White ■ Dark Blue </div>	<div style="display: flex; justify-content: space-between;"> ■ Black </div>	<div style="display: flex; justify-content: space-between;"> □ Ivory </div>	<div style="display: flex; justify-content: space-between;"> ■ Translucent Natural </div> <div style="display: flex; justify-content: space-between;"> ■ Translucent Amber </div> <div style="display: flex; justify-content: space-between;"> ■ Translucent Red </div>
Tensile Strength (Ultimate) ²	XZ: 5,900 psi (41 MPa)	XZ: 4,750 psi (33 MPa) ZX: 4,300 psi (30 MPa)	XZ: 5,200 psi (36 MPa)	XZ: 4,650 psi (36 MPa)	XZ: 5,400 psi (37 MPa)
Tensile Elongation ²	XZ: 6%	XZ: 9% ZX: 3%	XZ: 3.0%	XZ: 4%	XZ: 4.4%
Flexural Stress	XZ: 9,800 psi (68 MPa)	XZ: 8,700 psi (60 MPa) ZX: 6,900 psi (48 MPa)	XZ: 8,800 psi (61 MPa)	XZ: 8,800 psi (61 MPa)	XZ: 8,980 psi (62 MPa)
IZOD Impact, notched	XZ: 3.7 ft-lb/in (196 J/m)	XZ: 1.2 ft-lb/in (64 J/m)	XZ: 0.5 ft-lb/in (28 J/m)	XZ: 2.6 ft-lb/in (139 J/m)	XZ: 1.8 ft-lb/in (96 J/m)
Heat Deflection at 264 psi	96 °C (205 °F)	91 °C (196 °F)	82 °C (180 °F)	82 °C (180 °F)	73 °C (163 °F)
Unique Properties	Strong (impact)	UV stable with the best aesthetics of any FDM material	Static-dissipative, target surface resistance of 107 ohms ⁷	ISO 10993 USP Class VI ⁴	Translucent material

¹ 0.005 inch (0.127 mm) layer thickness not available for Stratasys F900.

² See individual material spec sheets for testing details.

³ 0.013 inch (0.330 mm) layer thickness for PPSF not available on Stratasys F900.

⁴ It is the responsibility of the finished device manufacturer to determine the suitability of all the component parts and materials used in their finished products.

⁵ PC can attain 0.005 inch (0.127mm) layer thickness when used with SR-100 soluble support.

⁶ Annealed.

⁷ Actual surface resistance may range from 109 to 106 ohms, depending upon geometry, build style and finishing techniques.

⁸ Available only on the Stratasys F123 Series.
































⁹ Available only on the Stratasys F370.

¹⁰ Available on Fortus 400mc and Stratasys F900.

¹¹ Available on the Stratasys F900 only.

* Available on Fortus Classic only.

** Mechanical properties are measured on the Fortus systems and may vary with other printers.

	ABS-M30**	ABSplus	PLA	FDM TPU 92A			
System Availability	Fortus 360mc	uPrint SE Plus	Stratasys F170	Stratasys F170			
	Fortus 380mc		Stratasys F270	Stratasys F270			
	Fortus 400mc		Stratasys F370	Stratasys F370			
	Fortus 450mc						
	Stratasys F170						
	Stratasys F270						
	Stratasys F370						
Layer Thickness	0.013 inch (0.330 mm)	0.013 inch (0.330 mm)	0.010 inch (0.254 mm)	0.010 inch (0.254 mm)			
	0.010 inch (0.254 mm)	0.010 inch (0.254 mm)					
	0.007 inch (0.178 mm)	0.007 inch (0.178 mm)					
	0.005 inch (0.127 mm) ¹						
Support Structure	Soluble	Soluble	Breakaway	Soluble			
Available Colors	 Ivory  White  Black  Dark Gray  Red	 Blue  Orange ⁸  Yellow ⁸  Green ⁸  Custom Colors	 Ivory  White  Black  Dark Gray  Red	 Blue  Olive Green  Nectarine  Flourescent Yellow	 Black  White  Light Gray  Medium Gray  Red  Blue	 Natural Translucent  Red Translucent  Blue Translucent  Yellow Translucent  Green Translucent	 Black
	Tensile Strength (Ultimate) ²	XZ: 4,650 psi (32 MPa)	XZ: 4,700 psi (33 MPa)	XZ: 6,990 psi (48 MPa)	XZ: 2519 psi (17.4 MPa)		
		ZX: 4,050 psi (28 MPa)		ZX: 3,830 psi (26 MPa)	XY: 2432 psi (16.8 MPa)		
	Tensile Elongation ²	XZ: 7.0%	XZ: 6%	XZ: 2.5%	XZ: 482%		
		ZX: 2%		ZX: 1.0%	XY: 552%		
Flexural Stress	XZ: 8,700 psi (60 MPa)	XZ: 8,450 psi (58 MPa)	XZ: 12,190 psi (84 MPa)	XZ: 351 psi (2.4 MPa)			
	ZX: 7,000 psi (48 MPa)	ZX: 5,050 psi (35 MPa)	ZX: 6,750 psi (45 MPa)	XY: 255 psi (1.8 MPa)			
IZOD Impact, notched	XZ: 2.4 ft-lb/in (128 J/m)	XZ: 2.0 ft-lb/in (106 J/m)	XZ: 0.5 ft-lb/in (27 J/m)	–			
Heat Deflection at 264 psi	82 °C (180 °F)	82 °C (180 °F)	51 °C (124 °F)	38 °C (100 °F) (@ 66 psi)			
Unique Properties	Variety of color options	Variety of color options	Low cost, fast-draft printing	Elastomer			

¹ 0.005 inch (0.127 mm) layer thickness not available for Stratasys F900.

² See individual material spec sheets for testing details.

³ 0.013 inch (0.330 mm) layer thickness for PPSF not available on Stratasys F900.

⁴ It is the responsibility of the finished device manufacturer to determine the suitability of all the component parts and materials used in their finished products.

⁵ PC can attain 0.005 inch (0.127mm) layer thickness when used with SR-100 soluble support.

⁶ Annealed.

⁷ Actual surface resistance may range from 109 to 106 ohms, depending upon geometry, build style and finishing techniques.

⁸ Available only on the Stratasys F123 Series.

⁹ Available only on the Stratasys F370.

¹⁰ Available on Fortus 400mc and Stratasys F900.

¹¹ Available on the Stratasys F900 only.

* Available on Fortus Classic only.

** Mechanical properties are measured on the Fortus systems and may vary with other printers.



FDM Printers and Materials

Stratasys Headquarters

7665 Commerce Way,
Eden Prairie, MN 55344
+1 800 801 6491 (US Toll Free)
+1 952 937-3000 (Intl)
+1 952 937-0070 (Fax)

1 Holtzman St., Science Park,
PO Box 2496
Rehovot 76124, Israel
+972 74 745 4000
+972 74 745 5000 (Fax)

stratasys.com
ISO 9001:2008 Certified

© 2016, 2017, 2018 Stratasys Ltd. All rights reserved. Stratasys, Stratasys logo, uPrint, Dimension, Fortus, Fortus 250mc, Fortus 360mc, Fortus 380mc, Fortus 400mc, Fortus 450mc, Stratasys F900, Stratasys F170, Stratasys F270, Stratasys F370, GrabCAD Print, ABSplus, ABSi, ABS-M30, ABS-M30i, ABS-ESD7, Antero 800NA, FDM, FDM Nylon 12, FDM Nylon 12CF, FDM Nylon 6, PC-ISO, Insight, Control Center, For a 3D World and ST-130 are trademarks or registered trademarks of Stratasys Ltd. and/or its subsidiaries or affiliates and may be registered in certain jurisdictions. ULTEM™ is a registered trademark of SABIC or affiliates. All other trademarks are the property of their respective owners, and Stratasys assumes no responsibility with regard to the selection, performance or use of these non-Stratasys products.
PSS_FDM_FDMSystemsOverview_1018a

